

# Montageanvisning Worker Linear System

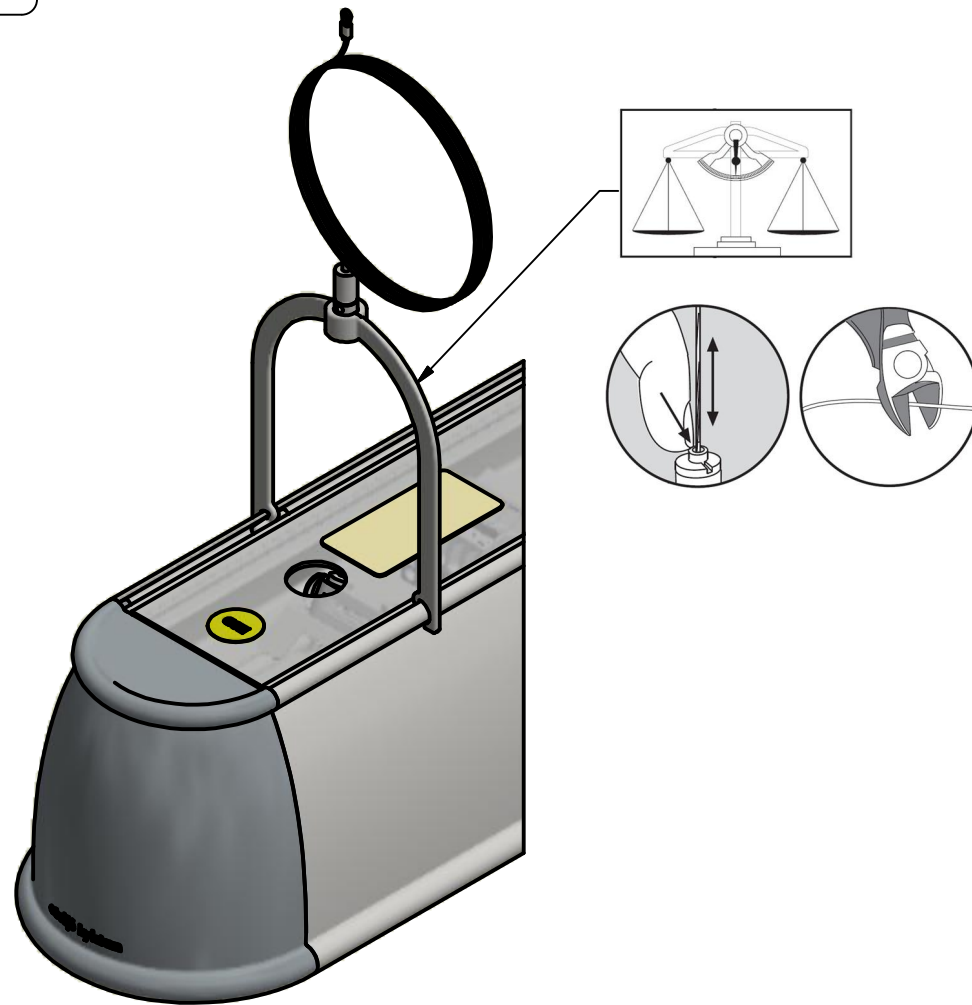
## Assembly instruction Worker Linear System

**S.** Det är lämpligt att denna information överlämnas till användaren av anläggningen.  
**GB.** It is appropriate that this information is passed on to the user of the installation.

**D.** Diese Informationen sind für den Benutzer der Anlage vorgesehen.  
**SF.** Tämä ohje on suositeltava luovuttaa.

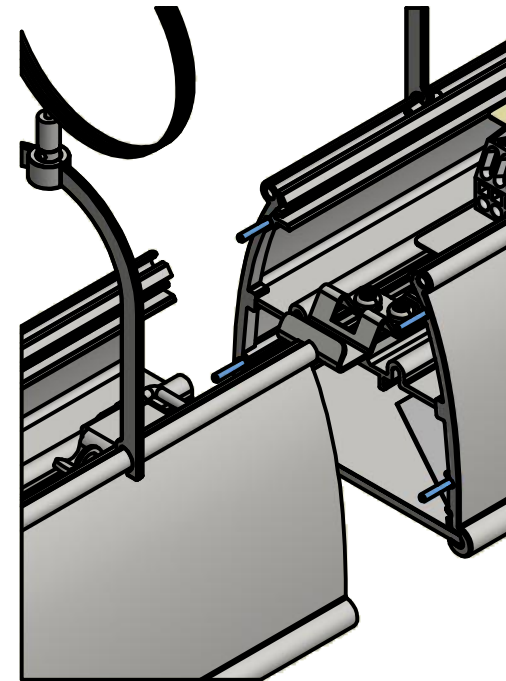
**S.** Om armaturens kabel skulle skadas eller om armaturen inte fungerar som den ska, skall dessa komponenter kontrolleras/bytas av tillverkaren eller av tillverkaren utsedd person.

**GB.** If the luminaire cable is damaged or if the luminaire is not working properly, it shall exclusively be checked/replaced by the manufacturer or by the manufacturer designated person.



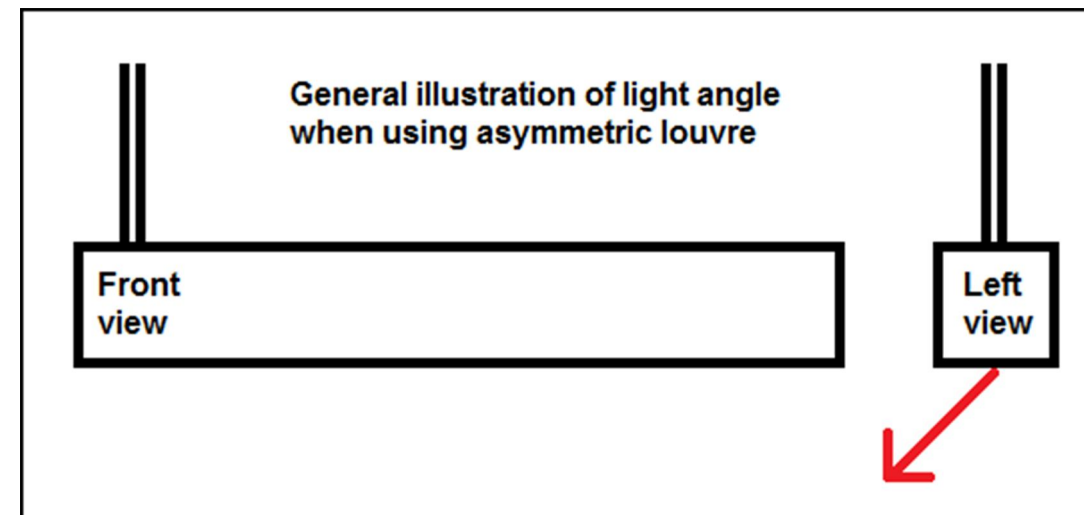
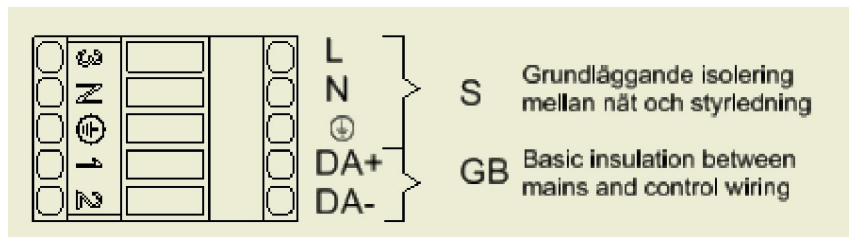
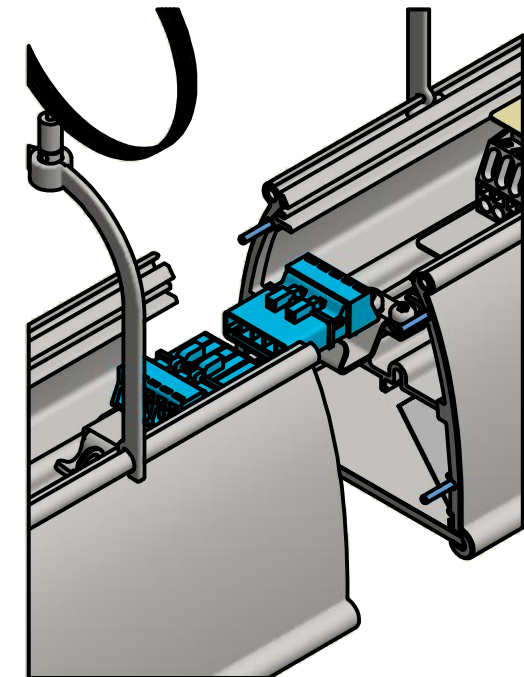
1. Lås armaturerna mha excenterlås.

Lock luminaires with help of excenterlock.




2. Anslut snabbkontaktarna

Connect quick connectors



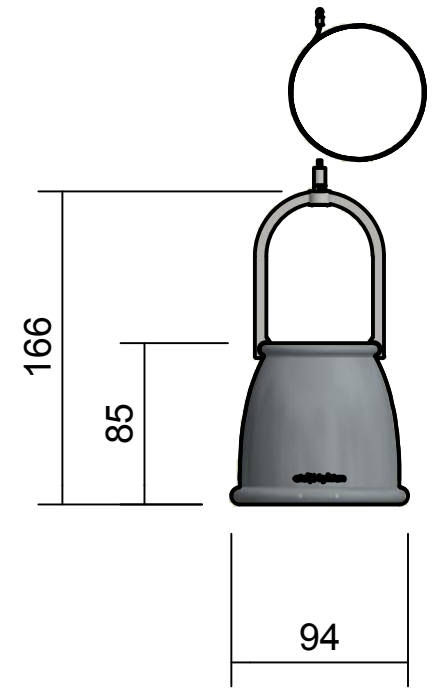
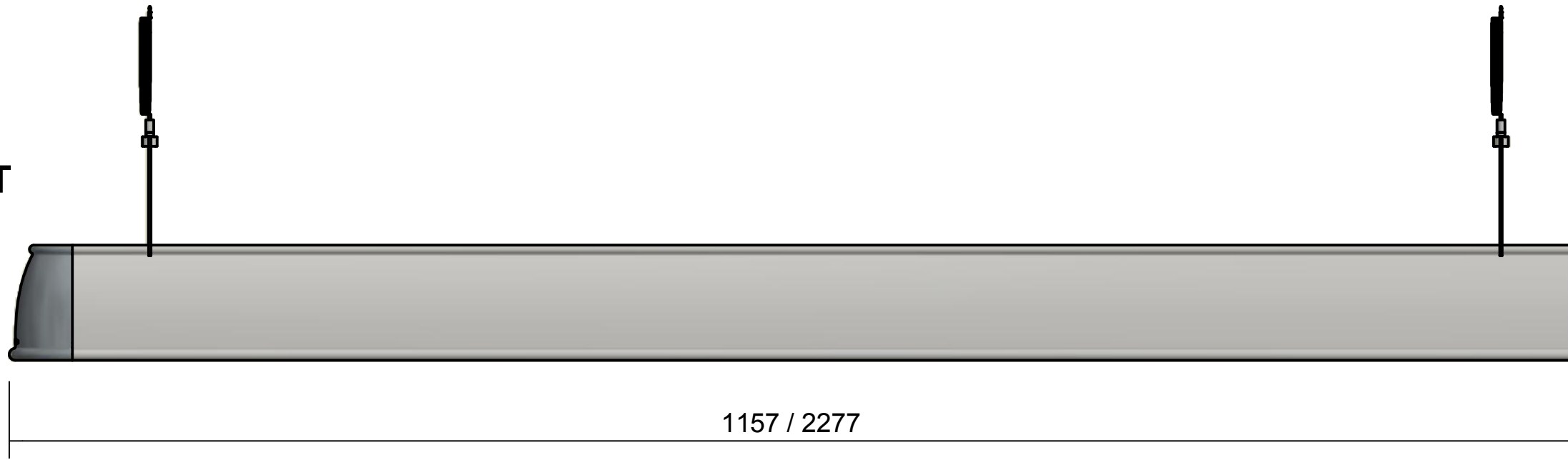
**ateljé Lyktan**  
 SE-296 81 Åhus, Sweden  
 Tel: +46 44 28 98 00  
 Fax: +46 28 98 38  
 info@ateljje-lyktan.se  
 www.ateljje-lyktan.se



"The light source shall only be replaced by the manufacturer or his designated person."  
 Ljuskällan ska enbart bytas ut av tillverkaren eller hans utsedda person

**MA0115**  
 2017-06-14  
 JOBR


**START**



**SYSTEM**



**END**



**S.** Det är lämpligt att denna information överlämnas till användaren av anläggningen.  
**GB.** It is appropriate that this information is passed on to the user of the installation.

**D.** Diese Informationen sind für den Benutzer der Anlage vorgesehen.  
**SF.** Tämä ohje on suositeltava luovuttaa.

## Montageanvisning Suspension 209638 Assembly instruction Suspension 209638

