


# Blaze



**ateljé Lyktan**

MEMBER OF THE FAGERHULT GROUP




**A newly developed line of recessed LED spotlights with a high colour rendering index and performance, serving as an ideal replacement for energy intensive lighting.**

**The light engine is available in three different beam angles and colour temperatures, and ten types of luminaire housing, providing lighting possibilities in all kinds of environments.**



**Blaze is serving as an ideal replacement for energy intensive lighting.**



# Blaze

- Design:** Ateljén
- Material:** Light engine in die-cast anodised aluminium. Reflectors in anodised spun aluminium. Luminaire housing in painted spun aluminium.
- Assembly:** Ceiling recessed. All light engines can be combined with a choice of luminaire housing. The luminaire housing is easily assembled and requires no tools.
- Connection:** The light engine comes with a 2 metre cable and fast connector for easy connection to the driver. The connector cable to the primary winding can be ordered separately, with optional fast connector or separate connector. Up to three luminaires can be connected in parallel to the driver.
- Light source:** Colour temperature: 2700K, 3000K & 4000K.  
Colour rendering: CRI >97.  
Chromaticity tolerance: Max 3 SDCM.  
Lifespan: L90B10 50 000h.
- Light regulation:** DALI, DSI, SwitchDIM, CorridorFUNCTION and Phase-cut. Please note that the luminaire is only sold together with the recommended driver from Tridonic, otherwise the warranty is not valid.

For more detailed information: [www.atelje-lyktan.com](http://www.atelje-lyktan.com)

## Light engine

Description	ØxH (mm)	Luminaire power	Luminaire flux	Colour temperature
Blaze 20°	50x80	15W LED	1000 lm	2700K
Blaze 20°	50x80	15W LED	1000 lm	3000K
Blaze 20°	50x80	15W LED	1000 lm	4000K
Blaze 38°	50x80	15W LED	1000 lm	2700K
Blaze 38°	50x80	15W LED	1000 lm	3000K
Blaze 38°	50x80	15W LED	1000 lm	4000K
Blaze 55°	50x80	15W LED	1000 lm	2700K
Blaze 55°	50x80	15W LED	1000 lm	3000K
Blaze 55°	50x80	15W LED	1000 lm	4000K

## Luminaire housing

Description	ØxH (mm)	Hole opening (mm)	Height incl. light engine (mm)	Colour
BLAZE ADJUSTABLE	90x33	70	88	White
BLAZE ADJUSTABLE LARGE	105x36	90	102	White
BLAZE ADJUSTABLE DEEP	90x60	80	122	White
BLAZE DEEP WHITE	102x47	90	111	White
BLAZE DEEP BLACK	102x47	90	111	Black
BLAZE DEEP WHITE/GOLD	102x47	90	111	White/Gold
BLAZE DEEP BLACK/GOLD	102x47	90	111	Black/Gold
BLAZE DEEP WHITE IP44	100x47	90	113	White
BLAZE IP44	90x22	70	83	White
BLAZE SQUARE	100x50	90	111	White



Deep / Deep IP44



Adjustable Deep



Deep Gold



Deep Black Gold



Adjustable Large



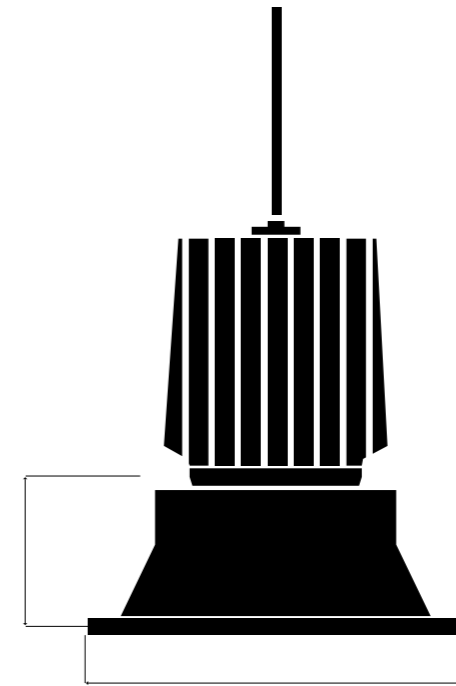
Adjustable



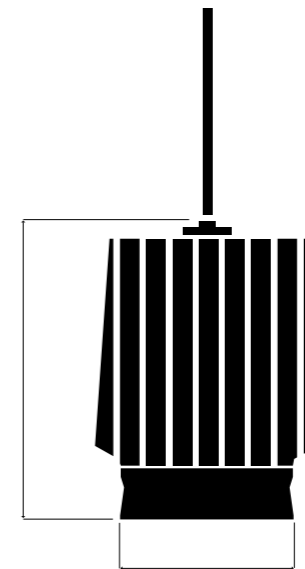
IP44



Square



(HxB) 22-60 x 83-122 mm.



(HxB) 81x50 mm.

#### Head Office

Fyrvaktaregatan 7, SE-296 81 Åhus, Sweden  
Tel: +46 (0)44 28 98 00 Fax: +46 (0)44 28 98 38  
Email: [info@ateljelyktan.se](mailto:info@ateljelyktan.se)

#### Offices

Stockholm: Hesselmans Torg 9, SE-131 54 Nacka  
Gothenburg: Fabriksgatan 7, SE-412 50 Gothenburg  
Malmö: Slussgatan 10, SE-211 30 Malmö  
Luleå: Västra Varvsgatan 3, SE-972 36 Luleå  
England: 33-34 Dolben Street, GB-SE1 0UQ London  
Norway: Strandveien 30, Pb 471, N-1327 Lysaker  
Finland: Mannerheimintie 113, FI-00280 Helsinki  
Russia: Leninskaya Sloboda str. 26, bld. C, office 418, RU-115280 Moscow  
The Netherlands: G. van Nijenrodestraat 151, NL-3621 GJ Breukelen  
South East Asia: 25 Tagore Lane #03-10, Singapore G Building, Singapore 787602